

# bear

*Estate Agents*



## Apollo Drive

Southend-on-Sea

**£240,000**

Price Guide



# Apollo Drive



## Description

\* £240,000 - £260,000 \* No Onward Chain \* Unique two bedroom coachhouse offering open plan living space, two double bedrooms and a garage which leads to a convenient utility room. Located in a quiet residential area in Southchurch, close to a wealth of amenities, Southend East Trin Station and more.

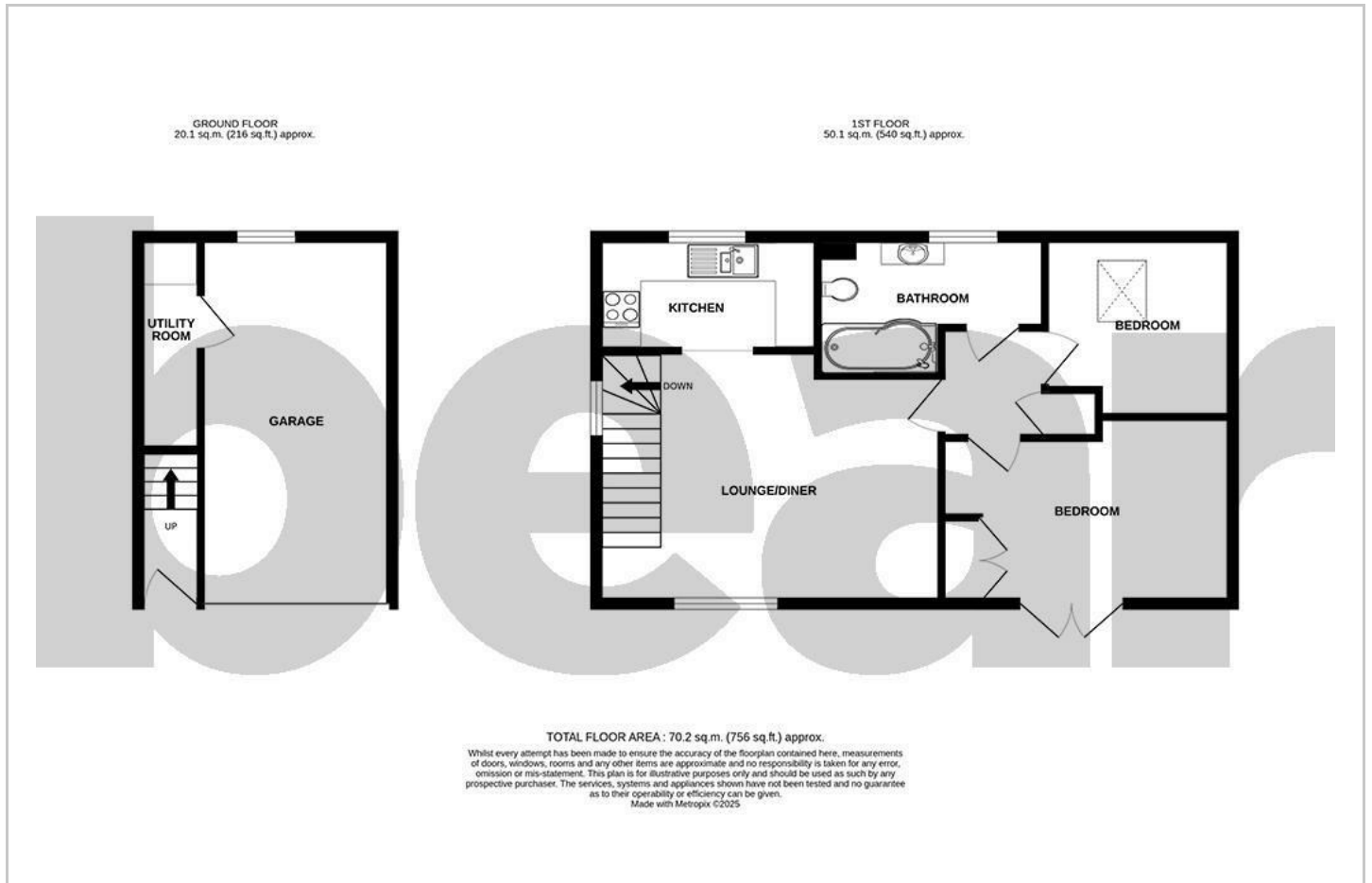
- No Onward Chain
- Well-Equipped Kitchen
- Three Piece Bathroom
- Utility Room
- Gas Central Heating
- Open Plan Lounge/Diner
- Two Bedrooms
- Garage
- Double Glazing
- Close to Amenities



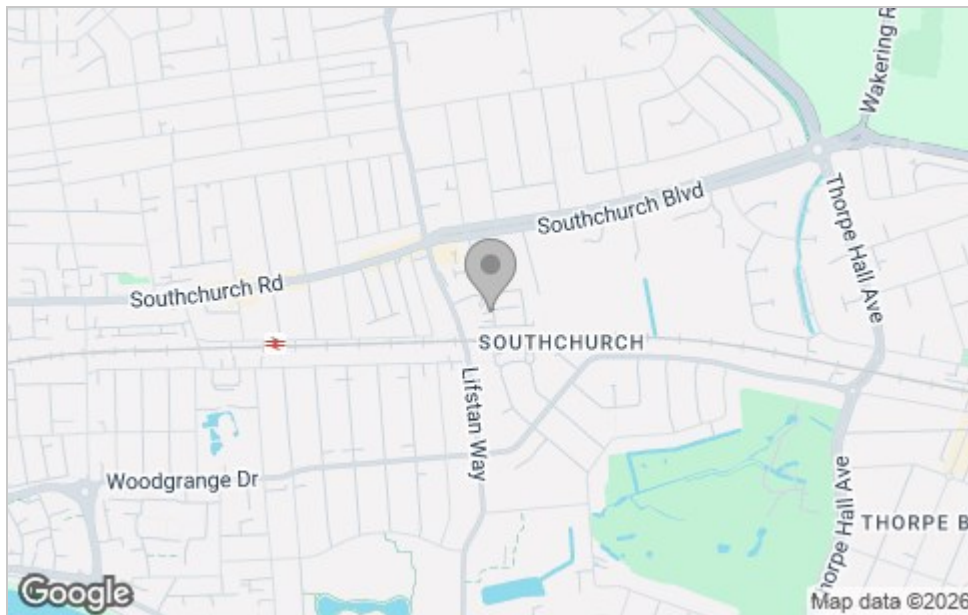
# Southend-on-Sea



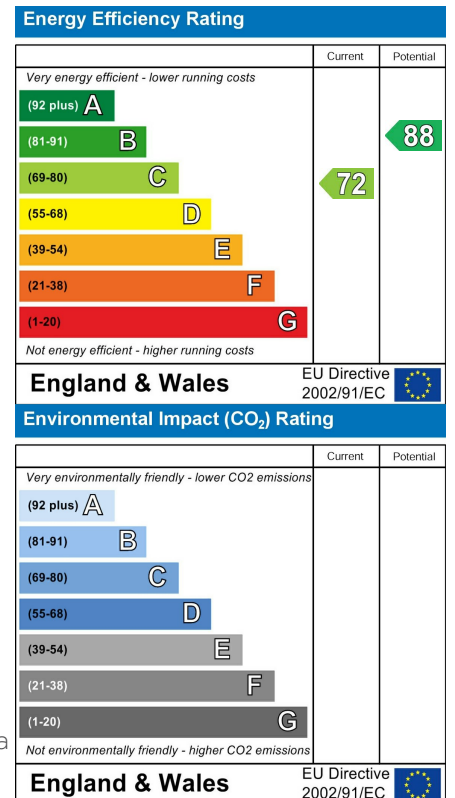
# Floor Plan



# Area Map



# Energy Efficiency Graph



# Viewing

Please contact our Southend-on-Sea Office on 01702 811211 if you wish to arrange a viewing appointment for this property or require further information.

These particulars, whilst believed to be accurate are set out as a general outline only for guidance and do not constitute any part of an offer or contract. Intending purchasers should not rely on them as statements of representation of fact, but must satisfy themselves by inspection or otherwise as to their accuracy. No person in this firm's employment has the authority to make or give any representation or warranty in respect of the property.

204 Woodgrange Drive, Southend-on-Sea, Essex, SS1 2SJ

Office: 01702 811211 [info@bearestateagents.co.uk](mailto:info@bearestateagents.co.uk) <https://www.bearestateagents.co.uk>